

BAM Applications

Screw-In

Snap-In

Glaze-In

Tape-On

Description

Our easiest install option, screw-in is designed for use in center-set storefront.

A modified version of Screw-In that uses concealed fasteners

Designed for curtain wall applications, this system uses a glazing leg as the concealed fastener.

Best for application to door lites and unique situations.

Storefront

Center Set



Front / Back Set



Curtainwall

Deepcap



Standard



Doors

Single-Sided



Double-Sided



Available Heights

11/16"



3/8"



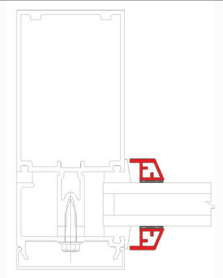
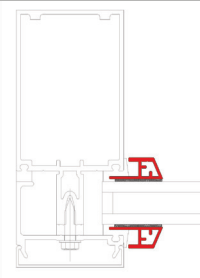
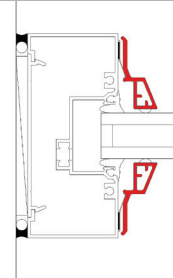
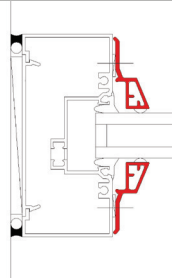
1/2"



Concealed Fasteners



Site Elevation



Required for Installation
(Provided by Others)

SCREWS

SCREWS

**SINGLE-SIDED
TAPE**

**DOUBLE-SIDED
TAPE**

Need to Coordinate with
Glazing Installation?

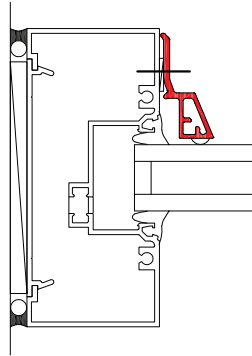
NO

NO

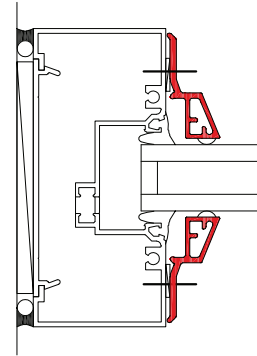
YES

NO

Single vs. Double-Sided

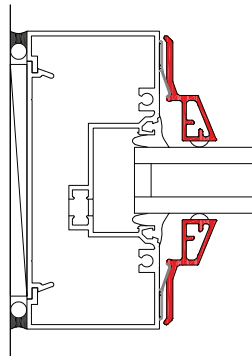


Single-Sided

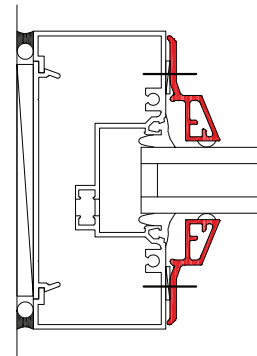


Double-Sided

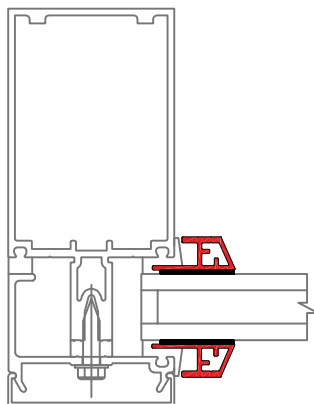
Installation Options



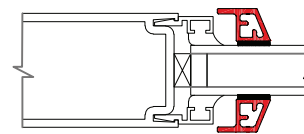
Snap-In



Screw-In



Glaze-In



Tape-On

Details typical per installation, profiles may vary.